MALE END VIEW (P1)	FEMALE END VIEW (J1&J2)	WIRING DIAGRAM
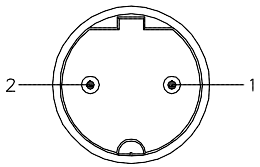 M16 connector	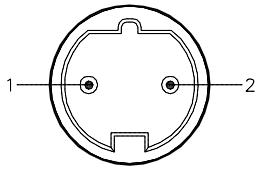 M16 connector	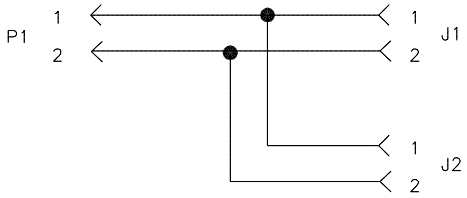

SPECIFICATIONS

MOLDED BODY MATERIAL/COLOR	TPU/BLACK
CONTACT CARRIER MATERIAL	TPU
CONTACT MATERIAL/PLATING	BRASS/GOLD
COUPLING NUT MATERIAL/PLATING	BRASS/NICKEL
RATED CURRENT [A]	18.0 A
RATED VOLTAGE [V]	600 V
TEMPERATURE RANGE	−40°C TO +105°C (−40°F TO +221°F)
PROTECTION CLASS	MEETS IEC IP67

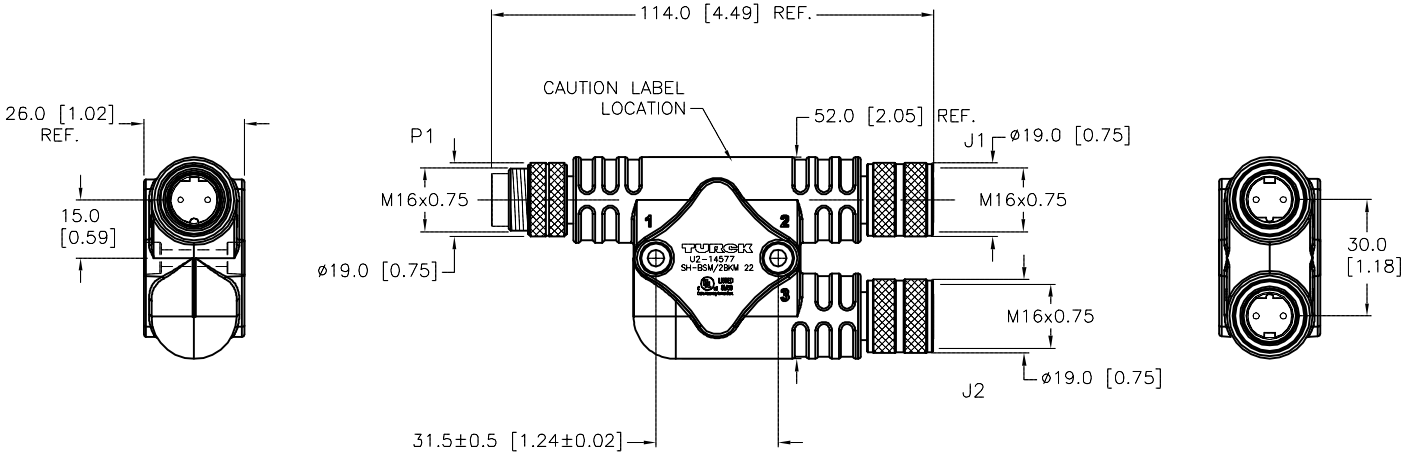

SOURCE DRAWING - FOR REFERENCE ONLY

CAUTION:
RISK OF ELECTRICAL SHOCK
DO NOT DISCONNECT UNDER LOAD

REV	DESCRIPTION	BY	DATE	ECO NO.
D	UPDATE CLICHE PER ECO	KMY	04/24/13	41978

RELATED DOCUMENTS
1.
2.
3.
4.

3RD ANGLE PROJECTION

THIS DRAWING IS CONFIDENTIAL AND THE PROPERTY OF TURCK INC. USE OF THIS DOCUMENT WITHOUT WRITTEN PERMISSION IS PROHIBITED.

TURCK INC
High Technology Sensors and Automation Controls

3000 CAMPUS DRIVE
MINNEAPOLIS, MN 55441
1-800-544-7769
(763) 553-7300
(763) 553-0708 fax
turck.com

MATERIAL: SEE SPECIFICATIONS

FINISH: SEE SPECIFICATIONS

ALL DIMENSIONS DISPLAYED ON THIS DRAWING ARE FOR REFERENCE ONLY

CONTACT TURCK FOR MORE INFORMATION

DRFT: RDS | DATE: 08/19/08
APVD: | SCALE: 1=2.0

UNIT OF MEASUREMENT
MILLIMETERS

DO NOT SCALE THIS DRAWING

DESCRIPTION: SH-BSM/2BKM 22

IDENTIFICATION NO.: U2-14577 | REV: D

FILE: U2-14577 | SHEET 1 OF 1

Approved 05/02/2013, work order #41196 by J.B.